

Add Content Links to Folder Pages

Basic Procedure

Adding a link on a Folder page to an individual Assessment(quiz or survey), Assignment, Discussion topic, Web Link, or Learning Module

Detailed Instructions

Go to Folder Page where you wish to add the link (NOTE: Must be in Build Tab)

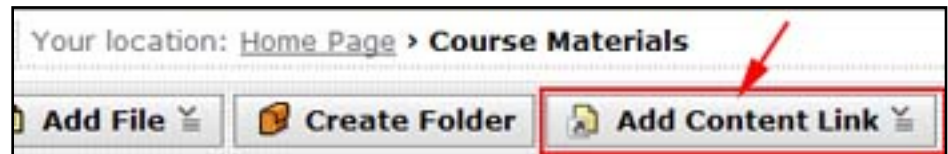
Stay on Home Page
or

Click on Folder icon to go to another Folder page(Course Materials, for example)



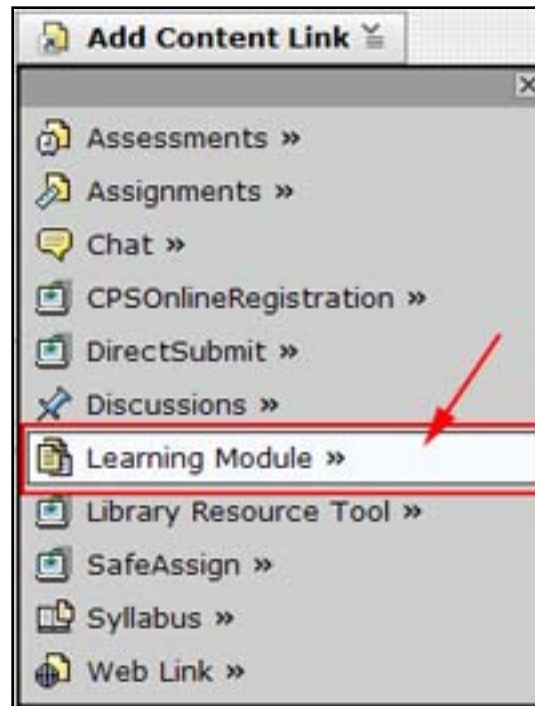
Choose Add Content Link option

Click Add Content Link at top of page



Select the type of content you wish to add

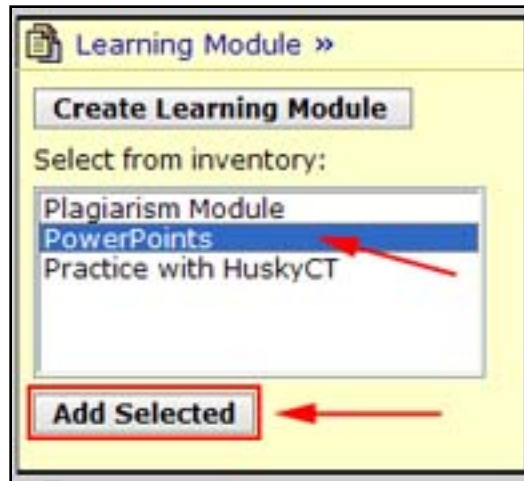
Click on content type in menu



Option 1: Add a link to existing content

Click on one of the items in the "inventory"

Click "Add Selected"



Option 2: Add a link to new content

Click "Create" button

NOTE: In this case the button says "Create Learning Module", but it could be other content type (Discussion, Assessment, etc.

