

The My Courses Page in HuskyCT

Basic Elements

- 1 [Browser checker](#)
- 2 [Log out](#)
- 3 [Course List](#)
- 4 [Campus Announcements](#)
- 5 [Global calendar](#)
- 6 ["My Files" access](#)
- 7 [Page customization tools](#)
- 8 [You have new "... " icons](#)
- 9 [Content Channels with course related information](#): My Grades tool, Campus Bookmarks, Who's Online, Calendar Day, Calendar Week
- 10 [Content Channels with no connection to courses](#): To Do List, Personal Bookmarks



More Detailed Information about Page Elements

Check Browser link

Use the link at the top of the screen to run the browser check



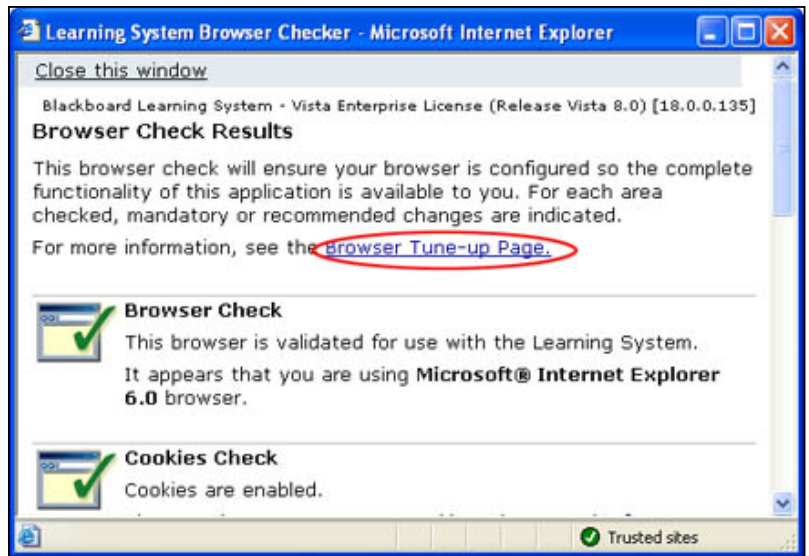
The **Browser Checker** will determine if your browser has the proper settings and plug-ins for HuskyCT to work properly

Ideally, each item in the list will show a green check mark and not a red X.

If problems are identified, two sources of help are available:

1. IRC's [Browser Help](#) and
2. Browser Tune-up Page (<http://www.webct.com/tuneup>).

There is also a link to the Browser Tune-up Page in the window that displays the Browser Check Results.



Help link

Help links are available from every screen in HuskyCT. Clicking on this link will bring up context sensitive help.



Log out link

It is important to use the Log out link to close a HuskyCT session.



Course List

Clicking on the little "edit" pencil allows you to reorder, hide, or unhide section titles on your course list



Edit Course List

Use the controls below to show or hide courses on the Course List. Hiding a course does not remove the course or change your enrollment, access, or activity in the course.

Move	Link	Term	Term Start Date	Term End Date	Visibility	
	<input type="checkbox"/>	IRC - Staff Practice Site - J...	--	--	--	Hide Link
	<input type="checkbox"/>	IRC - Staff Resource Site	--	--	--	Hide Link
	<input type="checkbox"/>	Faculty_Resources - Faculty O...	--	--	--	Hide Link
	<input type="checkbox"/>	Permanent_Practice_Site - Jan...	--	--	--	Hide Link

Campus Announcements

Check here frequently for important messages affecting all HuskyCT users.

Campus Announcements

[HuskyCT may be down 5:00am-7:00am everyday.](#)


"Global" Calendar

The **Global Calendar** allows you to see entries from all your HuskyCT class calendars in one place



My Files access

Each HuskyCT user has a "My Files" that can be accessed by clicking on the Content Manager tab on the My Courses page. Documents stored here can only be viewed by the person who put them there.



Page Customization Options

Use the **Channels**, **Color**, and **Layout** links to choose which content channels to display, to alter the color scheme, and to modify the arrangement of content on the page.



You have new " ... " icons

Small icons appear under the course title to alert section members there is new mail, a new discussion post, a new quiz or assignment, a new announcement, or a new calendar entry.



This chart shows all the different icons and what each represents.

	New Announcement
	New Mail
	New Discussion Post
	New Calendar Post
	New Assessment (Quiz)
	New Assignment

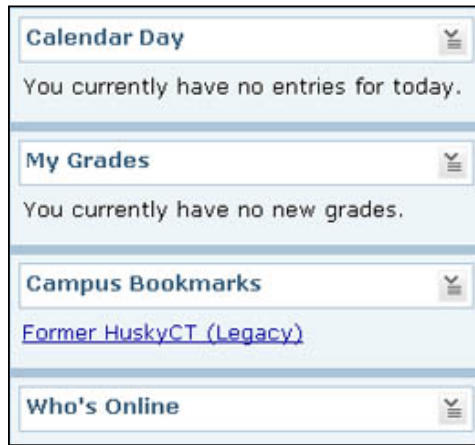
Content Channels: My Grades tool, Campus Bookmarks, Who's Online, Calendar Day, Calendar Week

The **Calendar Day** and **Calendar Week** channels will display information from the Global Calendar. Entries can be made to by clicking on the pencil icon.

The **My Grades** channel displays new grades for students from any section in which they are enrolled.

Campus Bookmarks are entered by the HuskCT admin. The only option you have here is which ones to show and which to hide.

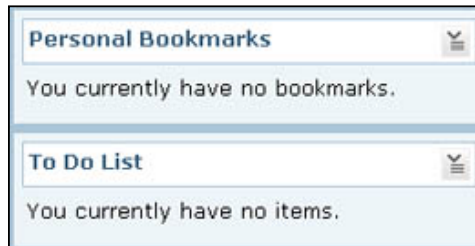
Who's Online shows the members of a section who are logged into HuskyCT who have not set their status to invisible. This tool can be used to "instant message" section members.



The screenshot shows four content channel panels stacked vertically. Each panel has a title bar with a pencil icon on the right. The first panel is titled 'Calendar Day' and contains the text 'You currently have no entries for today.'. The second panel is titled 'My Grades' and contains the text 'You currently have no new grades.'. The third panel is titled 'Campus Bookmarks' and contains a blue hyperlink 'Former HuskyCT (Legacy)'. The fourth panel is titled 'Who's Online' and is currently empty.

Content Channels: To Do List, Personal Bookmarks

The **To Do List** and **Personal Bookmarks** are only available from the My Courses page and are only viewable and editable by the person whose name appears at the top of the page.



The screenshot shows two content channel panels stacked vertically. Each panel has a title bar with a pencil icon on the right. The first panel is titled 'Personal Bookmarks' and contains the text 'You currently have no bookmarks.'. The second panel is titled 'To Do List' and contains the text 'You currently have no items.'.