

Downloading HuskyCT Assignments

This process, which starts in the Grade Center, will zip together all the original submissions so they can be downloaded all at once and viewed offline. This method can also be used for archiving assignments.

Downloading all submitted assignments from the Grade Center

This option can be used to download all submissions at once for a particular assignment, regardless of whether the students submitted files created outside HuskyCT or they typed in the text box.

In the **Grade Center**, click on the **option arrow** to the right of the title for the **assignment column**

Choose the option **"Assignment File Download"**

There will be a blank check box next to the name of each student who had submitted their assignment.

Select all by checking the box to the left of "Name" at the top or check off individual names in the list.





Click **Submit**

Cancel **Submit**

Click **"Download assignments now"** link in confirmation message

The assignments have been packaged. **Download assignments now.** (415 KB)
Monday, July 29, 2013 10:24:04 AM EDT

The zip file contains the original documents submitted plus .txt files that contain any student entered comments as well as the content for submissions typed directly into the text box

File Name	File Type
 word_bb_demo_3834_attempt_2013-05-14-15-36-29.txt	Text Document
 word_bb_demo_3834_attempt_2013-05-14-15-36-29_AssignmentSubmit.docx	Microsoft Word Doc...
 word_hus91001_attempt_2013-05-17-16-44-49.txt	Text Document
 word_hus91001_attempt_2013-05-17-16-44-49_student_paper1.docx	Microsoft Word Doc...

